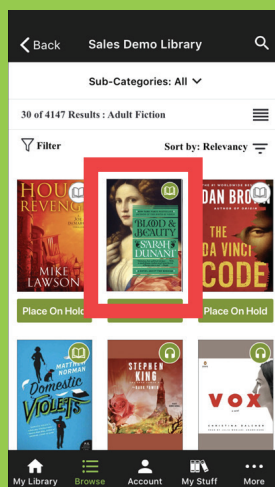


# CHECK OUT & RETURN A BOOK IN AXIS 360

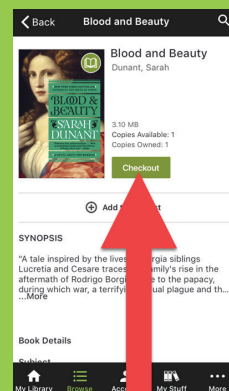


1.



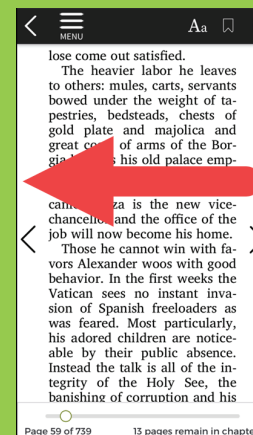
Tap the **book** you want to check out.

2.




Tap **Checkout** (tap again to confirm).  
The book will download and open automatically.

3.



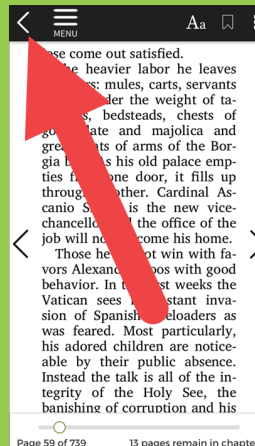
Swipe your finger to the *left* to start reading!

4.



Tap the middle of any page to bring up reading menu options.

5.



To exit, tap the arrow in the upper left corner.

6.



To return to your book, tap **Return** (click yes to confirm).

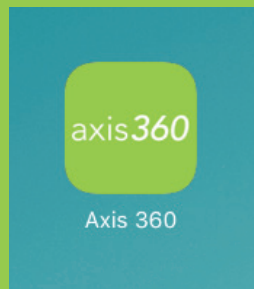


# HOW to LOG IN to AXIS 360



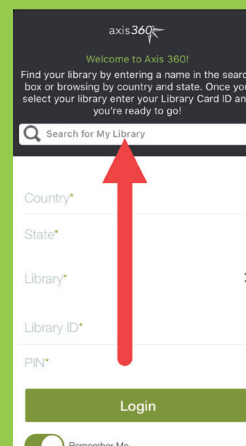
Download the Axis 360 App from the App Store, Amazon, or Google Play or open your library's Axis 360 URL in a browser (skip steps 1-4) <https://mybpl.axis360.baker-taylor.com/>

1.



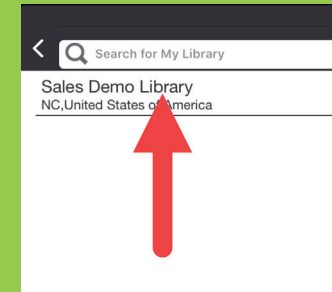
Tap the **Axis 360** icon.

2.



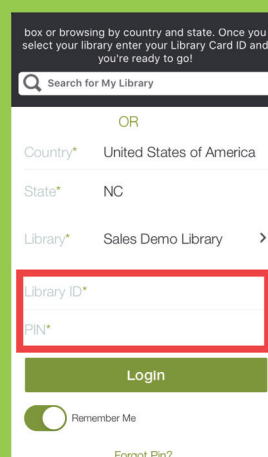
Enter your **library name** then tap on the **Search** button.

3.



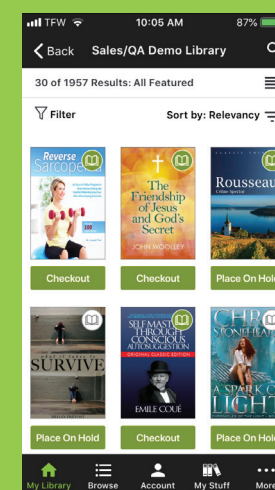
Tap on your **library name**.

4.



Enter your **Library ID** and **PIN** and then click **Login**.

5.



You can now search for and checkout a book.



Download on the  
App Store



GET IT ON  
Google Play



Available on  
amazon  
fire